

Turns ON/OFF equipment used for watching TV. Enciende y apaga el equipo utilizado para mirar TV.

Used for special functions that are displayed on your menus. Se utiliza para funciones especiales que se muestran en los menús.

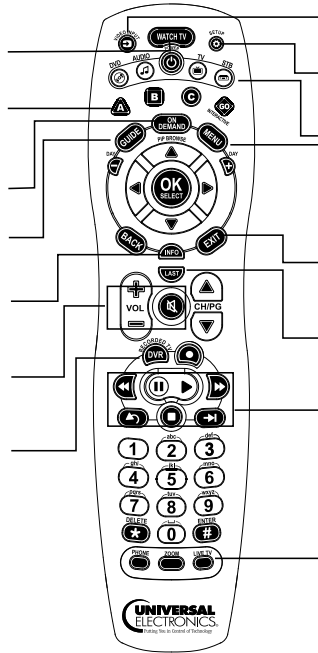
Accesses ON DEMAND program library. Accede a la biblioteca de programas A DEMANDA.

Displays program GUIDE. Muestra la GUÍA de programas.

Displays INFO for currently selected program. Muestra INFORMACIÓN sobre el programa seleccionado.

Controls and MUTES TV VOLUME. Controla y SILENCIA EL VOLUMEN DEL TELEVISOR.

Displays a LIST of recorded programs. Muestra una LISTA de los programas grabados.



Used to cycle through video inputs on TV or Audio Receiver. Se utiliza para recorrer las entradas de video ajustadas en el TV o Receptor de Audio.

Used to enter remote control SETUP. Se utiliza para ingresar la CONFIGURACIÓN del control remoto.

Remote controls the device related to whichever mode key was last pressed. El control remoto controla el equipo relacionado a la tecla de modo pulsada por última vez.

Displays main MENU. Muestra el MENÚ principal.

EXITS current menu and returns to current program. SALE del menú en curso y vuelve al programa en curso.

Returns to LAST channel you were watching. Vuelve al ÚLTIMO canal que estuvo mirando.

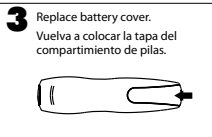
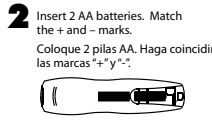
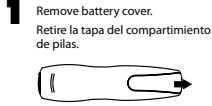
Controls PLAYBACK of live and recorded TV. Controla la REPRODUCCIÓN de TV en vivo y grabada.

Returns to LIVE TV. Vuelve a TELEVISIÓN EN VIVO.



www.urcsupport.com

Note/Nota: Make sure all home theater equipment is ON before starting remote control setup. Asegúrese de que todo el equipo de cine en casa (home theater) esté ENCENDIDO (ON) antes de comenzar la configuración del control remoto.



Tip/Consejo: The Mode Key will blink 5 times with each key press when batteries need replacement. La tecla de Modo parpadeará 5 veces con cada pulsación de tecla cuando sea necesario reemplazar las pilas.

Setup Method A: Popular Brands

1 Press and hold SETUP until mode key blinks twice. Presione y mantenga presionada la tecla SETUP (Configurar) hasta que la tecla de modo parpadee dos veces.

2 Press the mode key for device you wish to setup. The mode key stays lit. Presione la tecla de modo para el equipo que desea configurar. La tecla de modo permanece encendida.

3 Find your device and brand from the charts below and note the DIGIT key assigned to your brand. Press and hold down the DIGIT key for your device/brand. Busque su equipo y marca en las tablas que figuran a continuación y observe el código de DÍGITO (Digit) asignado a su marca. Presione y mantenga presionada la tecla DIGIT (DÍGITO) que corresponda a su equipo/marca.

4 Let go of the key when your device turns off. Setup for that device is complete. Suelta la tecla cuando su equipo se apague. La configuración para ese equipo se ha completado.



Tip/Consejo:

If your brand does not appear in the brand chart, perform setup using either DIRECT CODE ENTRY or CODE SEARCH. Si la marca que utiliza no aparece en la tabla de marcas, realice la configuración utilizando ya sea ENTRADA DIRECTA DE CÓDIGO O BÚSCUEDA DE CÓDIGO.

Table with columns TV, DIGIT, and DVD/VCR. Lists brands like Insignia/Dynex, LG/Zenith, Mitsubishi, Panasonic, Philips/Magnavox, Samsung, Sharp, Sony, Toshiba, and Vizio.

Table with columns DIGIT and DVD/VCR. Lists brands like Insignia/Dynex, LG, Panasonic, RCA, Samsung, Sharp, Sony, and Toshiba.

Table with columns DIGIT and Audio. Lists brands like Bose, Denon, LG, Onkyo, Panasonic, Philips, Pioneer, Samsung, Sony, and Yamaha.

1 Press the TV mode key. Presione la tecla de modo TV.



2 Press and hold SETUP until TV mode key blinks twice. Presione y mantenga presionada la tecla SETUP (Configurar) hasta que el modo TV parpadee dos veces.



3 Enter 1st TV code for your TV brand from the code list. Ingrese el primer código de la marca de su TV de la lista de códigos.



4 Press the power button to test TV control. If the TV turns off, setup is complete. Presione el botón de encendido/apagado para probar el control del televisor. Si el televisor se apaga, la configuración se ha completado.



5 If the TV does not turn off, repeat process using the next code for your TV brand. Si el televisor no se apaga, repita el proceso utilizando el próximo código para la marca de su TV.



Codes: TV

Large table listing TV codes for various brands including Accurlon, Action, Admiral, Advent, Aiko, Awa, Axi, Albatron, America Action, Anam, AOC, Aomi, Apex Digital, Astar, Audiovox, Aventura, Axion, Bell & Howell, BenQ, Bradford, Brilian, Brooksion, Budsion, C&M, Candie, Carnivale, Carver, Casio, CCE, Celebrity, Celer, Champion, Changhong, Citizen, Clarion, Coby, Commercial Solutions, Contec, Coby, CXK, Cytron, Daewoo, Dell, Delta, Denon, Diamond Vision, Element, Emerson, Emprex, Encross, Envision, Epson, ESA, Estey, Fluid, Fujitsu, Funai, Futurtech, Gelleway, GE, GFM, Gibraltar, Go Video, Goodstar, Grundig, Grunpy, Haier, Hallmark, Hanns-g, Hannspree, Harley Davidson, Harman/Kindon, Harvard, Havermy, Helios, Hello Kitty, Hewlett Packard, Hisense, Hitachi, HP, Hyundai, i-Link, iLo, Infiniti, Initial, Insignia, Insteq, JBL, JBL, JCR, JCM, Jensen, JVC, Kenwood, KHT, Konk, Kost, Kenoss, KTV, LG, LiteOn, Linn, Lloyd's, Luc, M&M, MAG, Magnasonic, Magnavox, Magnix, Maxent, Matsushita, MNO, MB Quart, Megapower, Memorex, Memotec, MICO, Midea, Mio, Mitsu, Mitec, Monivision, Motorola, MTC, Multitech, NAD, Nakamichi, Naxa, NEC, NetTV, Nexus electronics, Nikko, Niko, Norcent, Norwood Micro, NTC, NuVision, Olevia, Optima, Optimus, Optonica, Orion, Panasonic, PARK, Penney, Patters, Phico, Philips, Pioneer, Planar, Polaroird, Portland, Prima, Princeton, Prism, Proscan, Proton, Preview, Pulsar, Pyle, Quasar, Radio Shack, RCA, Realistic, RevolutionHD, Runcro, Sampo, Samsung, Samsux, Sansui, Sansui, Sanyo, Sceptre, Scott, Scott, Sears, Selco, Sharp, Sheng Chia, Sherwood, Signature, Signet, Skywalker, Sole, Sony, Soundesign, Sova, Sogo, Spectronic, Squareview, SSS, Starlite, Studio Experience, SunbriteTV, Supercan, Superionic, Supreme, Sylvania, Symphonix, Tandy, Tatung, TCL, Technics, Technivision, Techwood, Teko, Tekon, Tephron, Tiptec, Tishiba, Telefunken, Thomas, Tomte, TNCI, Toshiba, Televisión, TruTech, TUS, US Logic, Vector Research, Ventura, VEO3, Vector, Vektor, Vedio, Vediovision, Wayne, Westinghouse, Wises, Yamaha, Zenith.

Códigos: TV

Table listing TV codes for various brands including Accurlon, Action, Admiral, Advent, Aiko, Awa, Axi, Albatron, America Action, Anam, AOC, Aomi, Apex Digital, Astar, Audiovox, Aventura, Axion, Bell & Howell, BenQ, Bradford, Brilian, Brooksion, Budsion, C&M, Candie, Carnivale, Carver, Casio, CCE, Celebrity, Celer, Champion, Changhong, Citizen, Clarion, Coby, Commercial Solutions, Contec, Coby, CXK, Cytron, Daewoo, Dell, Delta, Denon, Diamond Vision, Element, Emerson, Emprex, Encross, Envision, Epson, ESA, Estey, Fluid, Fujitsu, Funai, Futurtech, Gelleway, GE, GFM, Gibraltar, Go Video, Goodstar, Grundig, Grunpy, Haier, Hallmark, Hanns-g, Hannspree, Harley Davidson, Harman/Kindon, Harvard, Havermy, Helios, Hello Kitty, Hewlett Packard, Hisense, Hitachi, HP, Hyundai, i-Link, iLo, Infiniti, Initial, Insignia, Insteq, JBL, JBL, JCR, JCM, Jensen, JVC, Kenwood, KHT, Konk, Kost, Kenoss, KTV, LG, LiteOn, Linn, Lloyd's, Luc, M&M, MAG, Magnasonic, Magnavox, Magnix, Maxent, Matsushita, MNO, MB Quart, Megapower, Memorex, Memotec, MICO, Midea, Mio, Mitsu, Mitec, Monivision, Motorola, MTC, Multitech, NAD, Nakamichi, Naxa, NEC, NetTV, Nexus electronics, Nikko, Niko, Norcent, Norwood Micro, NTC, NuVision, Olevia, Optima, Optimus, Optonica, Orion, Panasonic, PARK, Penney, Patters, Phico, Philips, Pioneer, Planar, Polaroird, Portland, Prima, Princeton, Prism, Proscan, Proton, Preview, Pulsar, Pyle, Quasar, Radio Shack, RCA, Realistic, RevolutionHD, Runcro, Sampo, Samsung, Samsux, Sansui, Sansui, Sanyo, Sceptre, Scott, Scott, Sears, Selco, Sharp, Sheng Chia, Sherwood, Signature, Signet, Skywalker, Sole, Sony, Soundesign, Sova, Sogo, Spectronic, Squareview, SSS, Starlite, Studio Experience, SunbriteTV, Supercan, Superionic, Supreme, Sylvania, Symphonix, Tandy, Tatung, TCL, Technics, Technivision, Techwood, Teko, Tekon, Tephron, Tiptec, Tishiba, Telefunken, Thomas, Tomte, TNCI, Toshiba, Televisión, TruTech, TUS, US Logic, Vector Research, Ventura, VEO3, Vector, Vektor, Vedio, Vediovision, Wayne, Westinghouse, Wises, Yamaha, Zenith.

Codes: Blu-ray

Table listing Blu-ray codes for brands like Anthem, Cambridge Audio, Denon, Harman/Kindon, Insignia, Intera, JVC, LG, Magnavox, Marantz, Memorex, MICO, Midea, Mio, Mitsu, Mitec, Monivision, Motorola, MTC, Multitech, NAD, Nakamichi, Naxa, NEC, NetTV, Nexus electronics, Nikko, Niko, Norcent, Norwood Micro, NTC, NuVision, Olevia, Optima, Optimus, Optonica, Orion, Panasonic, PARK, Penney, Patters, Phico, Philips, Pioneer, Planar, Polaroird, Portland, Prima, Princeton, Prism, Proscan, Proton, Preview, Pulsar, Pyle, Quasar, Radio Shack, RCA, Realistic, RevolutionHD, Runcro, Sampo, Samsung, Samsux, Sansui, Sansui, Sanyo, Sceptre, Scott, Scott, Sears, Selco, Sharp, Sheng Chia, Sherwood, Signature, Signet, Skywalker, Sole, Sony, Soundesign, Sova, Sogo, Spectronic, Squareview, SSS, Starlite, Studio Experience, SunbriteTV, Supercan, Superionic, Supreme, Sylvania, Symphonix, Tandy, Tatung, TCL, Technics, Technivision, Techwood, Teko, Tekon, Tephron, Tiptec, Tishiba, Telefunken, Thomas, Tomte, TNCI, Toshiba, Televisión, TruTech, TUS, US Logic, Vector Research, Ventura, VEO3, Vector, Vektor, Vedio, Vediovision, Wayne, Westinghouse, Wises, Yamaha, Zenith.

Códigos: Blu-ray

Table listing Blu-ray codes for brands like Anthem, Cambridge Audio, Denon, Harman/Kindon, Insignia, Intera, JVC, LG, Magnavox, Marantz, Memorex, MICO, Midea, Mio, Mitsu, Mitec, Monivision, Motorola, MTC, Multitech, NAD, Nakamichi, Naxa, NEC, NetTV, Nexus electronics, Nikko, Niko, Norcent, Norwood Micro, NTC, NuVision, Olevia, Optima, Optimus, Optonica, Orion, Panasonic, PARK, Penney, Patters, Phico, Philips, Pioneer, Planar, Polaroird, Portland, Prima, Princeton, Prism, Proscan, Proton, Preview, Pulsar, Pyle, Quasar, Radio Shack, RCA, Realistic, RevolutionHD, Runcro, Sampo, Samsung, Samsux, Sansui, Sansui, Sanyo, Sceptre, Scott, Scott, Sears, Selco, Sharp, Sheng Chia, Sherwood, Signature, Signet, Skywalker, Sole, Sony, Soundesign, Sova, Sogo, Spectronic, Squareview, SSS, Starlite, Studio Experience, SunbriteTV, Supercan, Superionic, Supreme, Sylvania, Symphonix, Tandy, Tatung, TCL, Technics, Technivision, Techwood, Teko, Tekon, Tephron, Tiptec, Tishiba, Telefunken, Thomas, Tomte, TNCI, Toshiba, Televisión, TruTech, TUS, US Logic, Vector Research, Ventura, VEO3, Vector, Vektor, Vedio, Vediovision, Wayne, Westinghouse, Wises, Yamaha, Zenith.

